

AUTOMATE®

DC 1.1 RS485 Motor

Engineered for seamless integration, simplified wiring, and smarter control. Built on an open protocol, they deliver flexible performance and secure, scalable commercial control.



RS485 Communication

Enables direct motor control through a daisy-chain topology, streamlining system architecture and lowering hardware costs.



Open Integration

Supports third-party systems integration via the Automate Protocol, offering flexibility for custom integrations.



BMS Compatibility

Support seamless connection to lighting and building management systems.



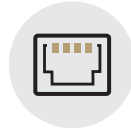
Smart Home Compatibility

Integrates with platforms like Savant, Control4, and URC.



Secure & Independent Operation

Functions independently of Ethernet networks, minimizing exposure to network-based security threats.



Flexible Configuration

Motors are addressable and utilize standard CAT5/6 cabling for communication, ensuring compatibility with structured wiring in commercial and premium residential settings.



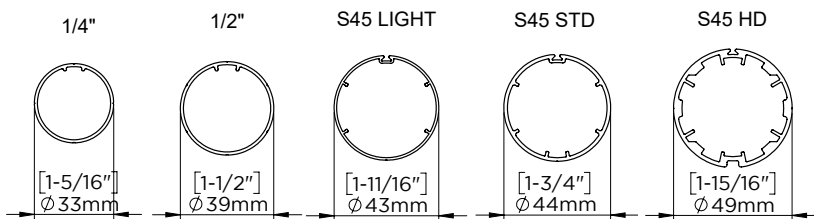
7 YEAR WARRANTY

Product Specifications

Part #: MT01-1225-069005 Zero DC 485 1.1Nm Motor [Ø25/28rpm] (SKY)

Voltage	24 V dc	Limit Switch Type	Electronic
Torque	1.1 Nm	Current	0.5 A
Max Run Time	12 min	Power	12 W
Speed	20 rpm (adjustable to 24 or 28)	Temp Working Range	32°F to 104°F (0°C to 40°C)
IP Rating	IP20	Sound Level	32 dB

Compatible Tubes



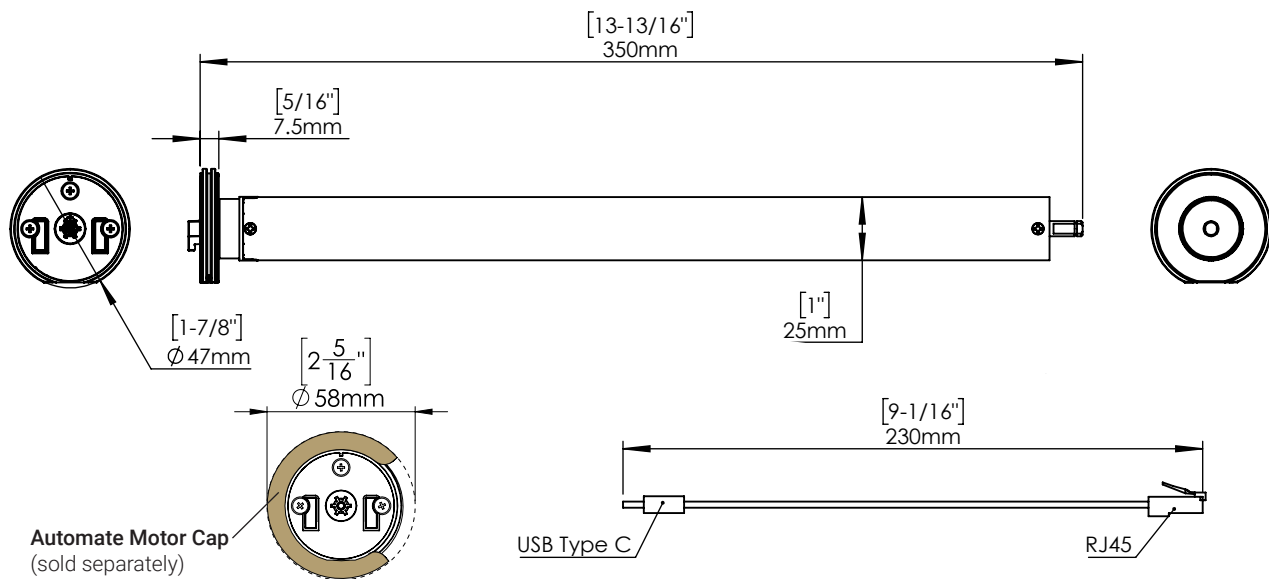
Applications

- Roller Shades
- Roman Shades

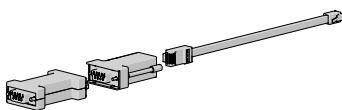
Motor Head Adaptors

- MT03-0205-069001
Automate | Bracket Adaptor R8 Series
- MT03-0205-069002
Automate | Bracket Adaptor R16-Series
- MT03-0206-069002
Automate | Bracket Adaptor Skyline Series

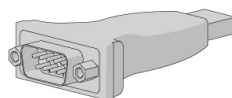
Dimensions



Compatible Parts



Serial Connector Kit
(includes cable, DB9 and RS232/485 adapters)



Serial Adapter | USB to RS232
(for PC / testing connection)