




























AUTOMATE™

Motors

INTERNALS	WIREFREE	Automate Li-ion Zero 0.5 	Automate Li-ion Zero EQ1.1 Short 	Automate Li-ion EQ1.1 	Automate Li-ion EQ2.0 	Automate Li-ion 3.0 	Automate Li-ion EQ3 	Automate Li-ion EQ10 	
	DC SERIES	Automate Zero DC 1.1 	Automate Zero DC 2.0 	Automate Zero DC 3.0 	Automate Zero DC Q 3 	Automate Zero DC Q 10 	DRAPERY		
	AC SERIES	Automate ACRF6 	Automate ACRF Q6 	Automate ACRF Q10 	Automate ACRF 15 	Versa Drapery Motor - AC Module 		Versa Drapery Motor - Battery Module 	
	ML SERIES	ACML 6 	ACML Q6 	ACML Q10 	ACML Q20 	CORD LIFT		CORE TILT	
	EXTERNALS	Automate FT15 	Automate AX30 	Automate AX50 	VT 1.0 Tilt Motor 		Core Tilt Motor 		

Internal Motors

		LI-ION WIREFREE 5V					DC SERIES					AC SERIES				ML SERIES				
		0.5	EQ1.1	EQ2.0	3.0	EQ3.0	EQ10.0	1.1	Q2.0	3.0	Q3.0	Q10.0	15	6	Q6	Q10	6	Q6	Q10	20
CONTROLLERS	Pulse	✓	✓	✓	✓	✓	✓	✓	✓	✓	✓	✓	✓	✓	✓	✓	✓	✓	✓	✓
	Push ONE, 5 & 15 Remotes	✓	✓	✓	✓	✓	✓	✓	✓	✓	✓	✓	✓	✓	✓	✓	✓	✓	✓	✓
	Wall Switch	✓	✓	✓	✓	✓	✓	✓	✓	✓	✓	✓	✓	✓	✓	✓	✓	✓	✓	✓
	Surface Mount	✓	✓	✓	✓	✓	✓	✓	✓	✓	✓	✓	✓	✓	✓	✓	✓	✓	✓	✓
	Dry Contact Input Module	✓	✓	✓	✓	✓	✓	✓	✓	✓	✓	✓	✓	✓	✓	✓	✓	✓	✓	✓
	Internal Sun Sensor	✓	✓	✓	✓	✓	✓	✓	✓	✓	✓	✓	✓	✓	✓	✓	✓	✓	✓	✓
	Arc Repeater	✓	✓	✓	✓	✓	✓	✓	✓	✓	✓	✓	✓	✓	✓	✓	✓	✓	✓	✓

Controllers & Accessories



Pulse 2 Hub



Push 5, 15 & ONE Remotes



Wall Switch



Surface Mount Switch

External Motors

		AX SERIES		FT SERIES
		AX30	AX50	FT15
CONTROLLERS	Pulse	✓	✓	✓
	Push ONE, 5 & 15 Remotes	✓	✓	✓
	Wall Switch	✓	✓	✓
	Surface Mount	✓	✓	✓
	Dry Contact Input Module	✓	✓	✓
	Internal Sun Sensor	✓	✓	✓
	Arc Repeater	✓	✓	✓
Wind, Light and Rain Sensor	-	-	✓	

Drapery, Cord Lift, & Core Tilt

		DRAPERY		CORD LIFT	CORE TILT	
		C1.2	VERSA	CL0.6	VT1.0	CORE
CONTROLLERS	Pulse	✓	✓	✓	✓	✓
	Push 5 & 15 Remotes	✓	✓	✓	✓	✓
	Wall Switch	✓	✓	✓	✓	✓
	Surface Mount	✓	✓	✓	✓	✓
	Dry Contact Input Module	✓	✓	✓	✓	✓
	Internal Sun Sensor	✓	✓	✓	✓	✓
	Arc Repeater	✓	✓	✓	✓	✓

Sensors



Internal Sun Sensor



Wind, Light, & Rain Sensor



Motion Sensor

Accessories



ARC Repeater



Dry Contact Input Module



5V Solar Panel